

# 2020 CENSUS REPORT

*Peter S. Wood, edited by the Honourable Sógmó Gaius Soergel Publicola,  
and with contributions by Party Secretary Adam Camillus von Friedeck*

CENTRAL PEOPLE'S GOVERNMENT OF THE STATE OF SANDUS  
28 December 2020

TABLE OF CONTENTS

I. Introduction ..... 2

II. Methodology & Metadata..... 3

III. Official Communication Preference ..... 4

IV. Gender & Sexuality ..... 5

V. Race & Ethnicity..... 8

VI. Religion & Spirituality..... 9

VII. Political Inclination..... 10

VIII. Languages..... 11

IX. Occupation ..... 12

X. Interests & Skills..... 13

XI. Relationship Status ..... 14

XII. Education..... 14

XIII. Living Wage..... 15

XIV. Housing & Family ..... 16

XV. Recommendations ..... 18

XVI. Appendix..... 20

## I. INTRODUCTION

The 2020 Census reported a total population of 21 people in the State of Sandus, with a 71.4% response rate or 15 census respondents. The form, available in English, French, and Latin, had 16 questions asking about: contact information, preferred official communication method, gender, race, ethnicity, religion, spirituality, sexuality, political inclination, familiar languages, occupation, skills, interests, relationship status, education, living wage, housing situation, and household/family information. The Central People's Government initiated this census in response to proposed reforms to coöperatives during the X Party Congress and significant population growth within the preceding administrative year.

Information was supplemented for those who did not respond to the census (6 people, or 28.6% of the total population) with demographic information they previously supplied, either in previous censuses or in the demographic information section of citizenship applications. Of those who did not respond to the census, 83.3% are listed as inactive in the *Tabulae Sande*. Supplied information may not be up-to-date and continuity has been inferred, nevertheless requiring this report to distinguish between actual census respondents and total information augmented with previous sources. This could only be done on questions regarding: gender, sexuality, race, ethnicity, religion, language, occupation, relationship status, education, and housing. In terms of family, living wage, interests, skills, political inclination, and official communication preference, prior census information could not accurately supply information to be inferred.

## II. METHODOLOGY & METADATA

Prior to 2020, census data was collected as individuals completed the naturalization process or as they adopted Sandum names, per [press ruling on the census of 21 June 2013](#). In anticipation of an increased population and as part of an effort to increase the national self-response rate, data collection for the 2020 Census took place over the course of 12 days in December.

The Central People's Government issued an email to all citizens at 4:13 PM on 9 December 2020, which provided recipients with a link to complete their census form electronically via Google Forms. Citizens had until 5:00 PM on 21 December 2020 to respond. Citizens were also notified of the census through the State of Sandus Facebook page and Discord server. Where possible, data was inferred or supplied from previous census data among citizens who did not respond to the request.

The 15 self-respondents had the option to complete the census in one of three recognized languages of Sandus: English (14); French (1); or Latin (0). There were 6 supplied or inferred responses.

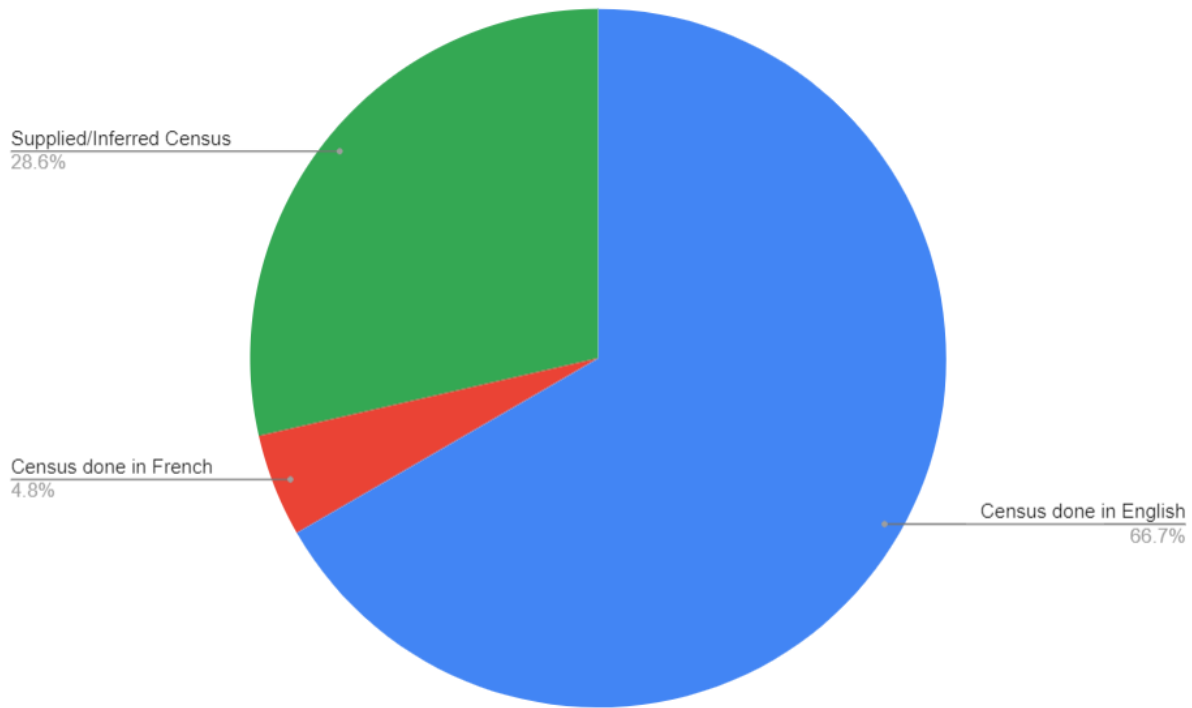


Fig. 1 – Percentage of Census done in Language and Supplied/Inferred

### III. OFFICIAL COMMUNICATION PREFERENCE

Presently, the Honorable Sôgmô and the Central People’s Government issue official announcements through *Sandus.org* and *Veritum Sandus* but also utilise a Facebook group, Facebook messenger, and Discord to connect with citizens. The census invited the 15 self-respondents to state a preference for one venue for official communication: Discord, meaning the State of Sandus Discord server (9); Facebook, meaning the State of Sandus Facebook page, group, and Messenger group (3); email (2); or “Other” (1). This question received a 100% response rate and indicated a preference among 60% of the citizenry for official communication to be shared through the State of Sandus Discord server. 20% preferred Facebook, while 13.3% and 6.7% preferred email and “Other,”

respectively. The “other” response preferred text or Facebook since “emails and Discord posts can get lost” while emails are good “for providing more information, though.”

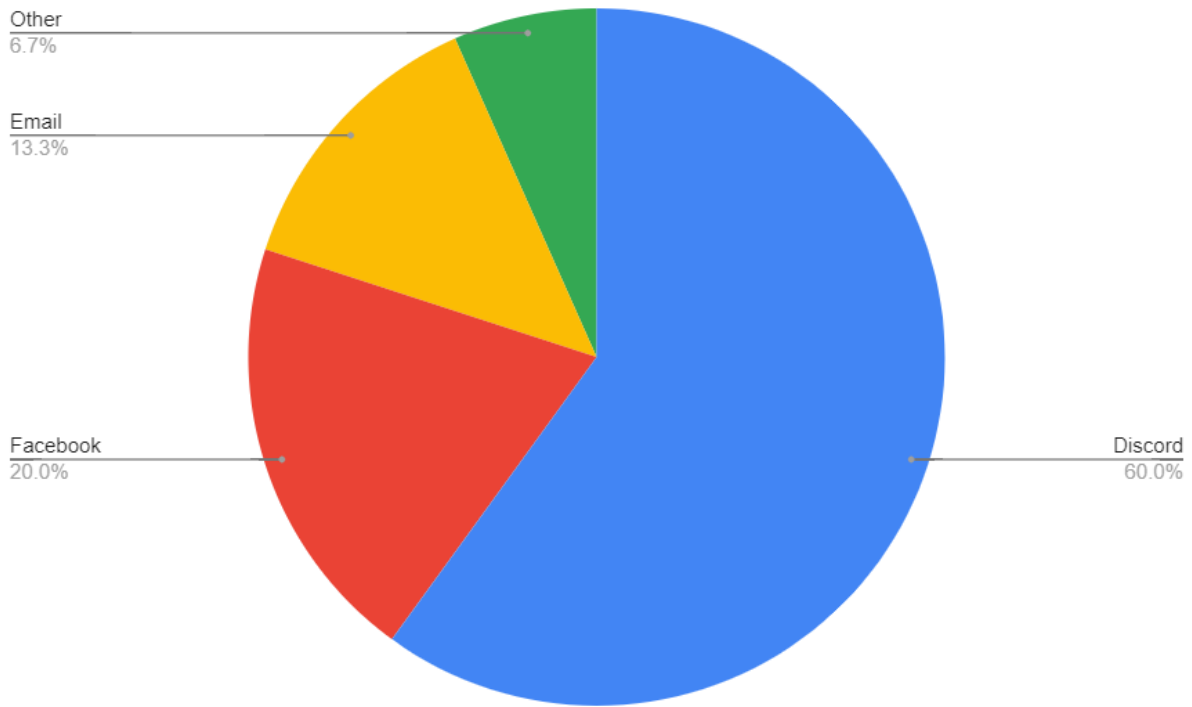


Fig. 2 – Percentage of Official Communication Preference

No results have been supplied or inferred from previous censuses.

#### IV. GENDER & SEXUALITY

Respondents provided data regarding their gender identity, or their innermost perception of themselves and how they label this identity, and sexual orientation, the name they use to describe their enduring attraction or lack thereof to others. First, self-respondents described in their own words their gender identity. Of those who responded, self-respondents listed their gender as: Male (10); Female (8), and Nonbinary/Agender/Genderqueer (3).

## Gender of Sandum Citizens

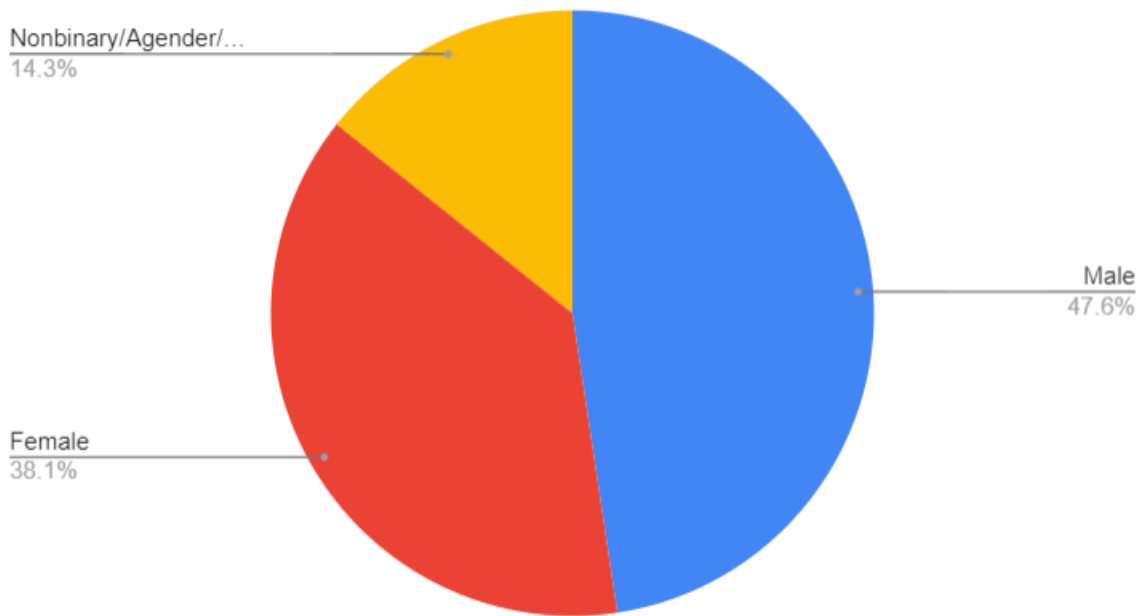


Fig. 3 – Percentage of Sandum Citizens by Gender

Second, citizens were categorised according to whether they identified as cisgender, a gender identity aligning with their assigned at birth, or transgender, a gender identity or expression that does not align with expectations of assigned sex at birth: Cisgender (16); and Transgender (5).

## Cisgender & Transgender Sandum Citizens

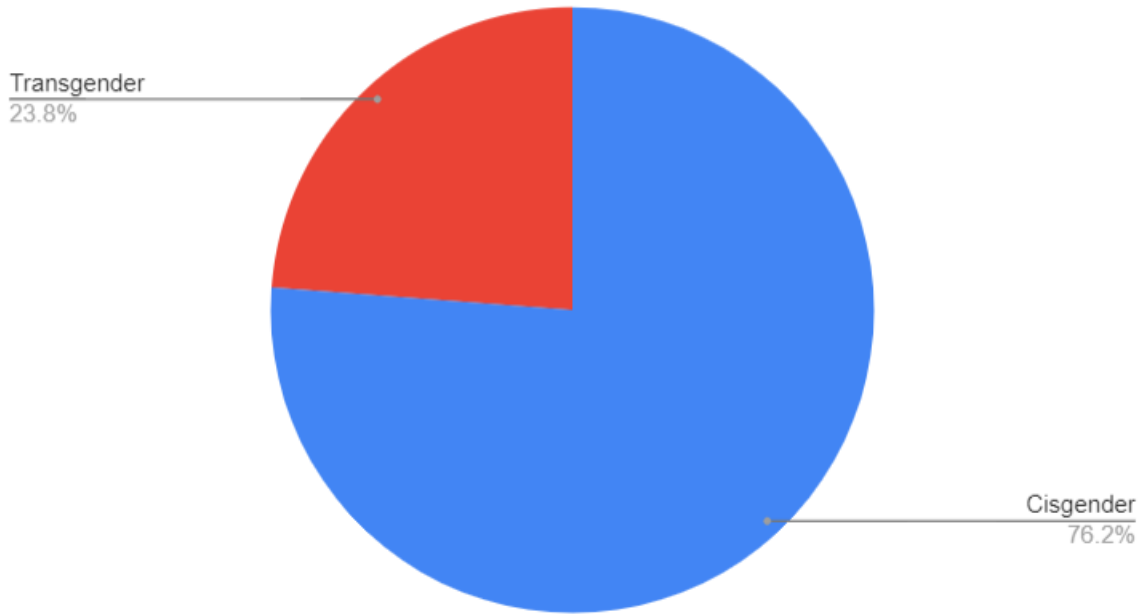


Fig. 4 – Percentage of Sandum Citizens by Transgender/Cisgender Status

Third, self-respondents described in their own words their sexual orientation:

Straight/Heterosexual (12); Bisexual/Queer (5); Gay/Lesbian/Homosexual (3); and Asexual (1).



## Sexuality of Sandum Citizens

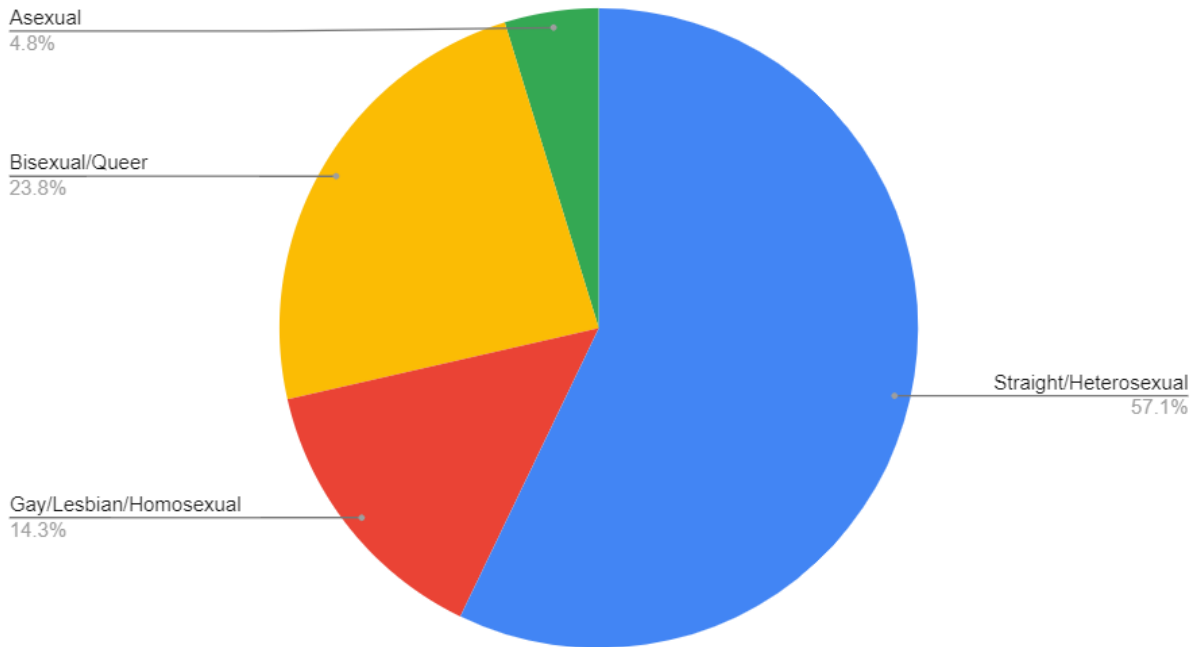


Fig. 5 – Percentage of Sandum Citizen by Sexuality

All questions received a 100% response rate. The data collected here indicates that a significant portion of the citizenry, at least 42.8%, fall within a LGBTQIA+ category. There were 6 results supplied or inferred from previous censuses.

## V. RACE & ETHNICITY

In one question, respondents described the race or ethnicity they most identify with: White/Caucasian/European/Euro-American (19); Indian (1); and Black/African-American (1). The question received a 100% response rate and indicated that 90.5% of Sandum citizens identify as White/Caucasian/European/Euro-American. There were 6 results supplied or inferred from previous censuses.

## VI. RELIGION & SPIRITUALITY

In one question, self-respondents described in their own words their religion or form of spiritual belief and/or practice: Atheism/None (9); Christian (9); Buddhist (2); Polytheist/Pagan/Neopagan/Wiccan (2); and Unsure (1). Christians were further divided among the following denominations: Episcopalian (5); Mormon/LDS (2); Presbyterian (1); and Nondenominational Christian (1). The question received a 100% response rate among respondents. While Atheists/“Nones” and Christians make up the single largest groups (39.1% each), Christianity was the most common religious affiliation (39.1%, or 69.2% of religious citizens). Those who listed their religion as Buddhist also described themselves as Polytheist/Pagan/Neopagan/Wiccan. There were 6 responses supplied or inferred from previous censuses: 3 Episcopalians, 1 Nondenominational Christian, and 1 Atheist.

Religion & Spirituality in Sandus, All Responses (MMXX)

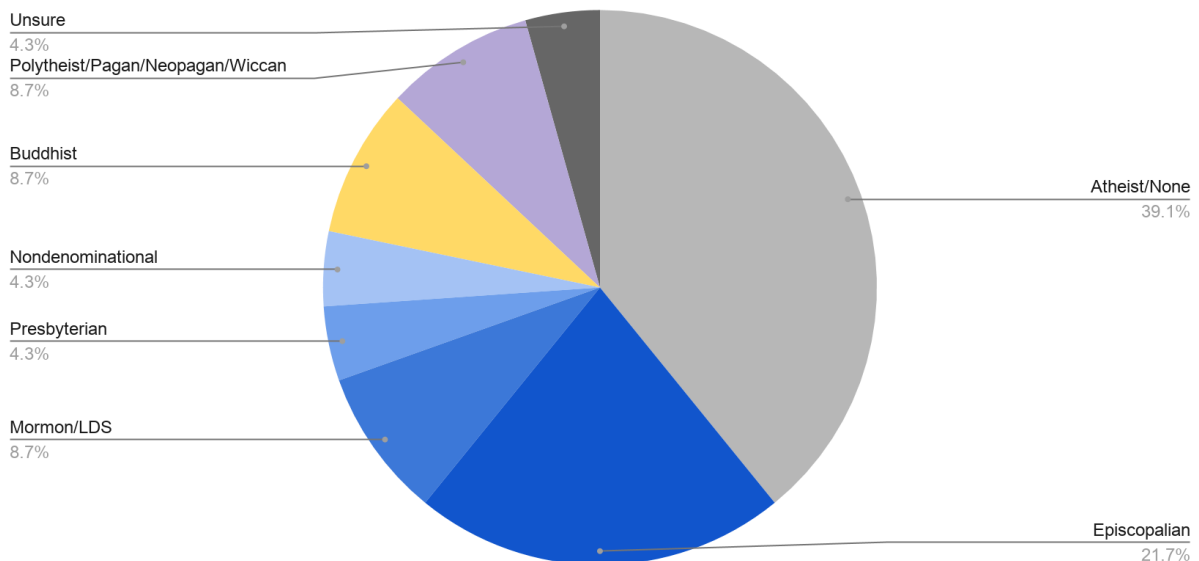


Fig. 6 - Religion & Spirituality in Sandus

## VII. POLITICAL INCLINATION

In one question, self-respondents described in their own words their political inclination, or the name they use to refer to their collection of policy leanings and political identity. Of these, respondent citizens used such descriptors to identify themselves as: Left/Leftist/Left-wing (8); Socialist (5); Communist (1); Democratic Socialist (1); Social Democrat (1); and Democrat (1). Some respondents referred to more than one identity.

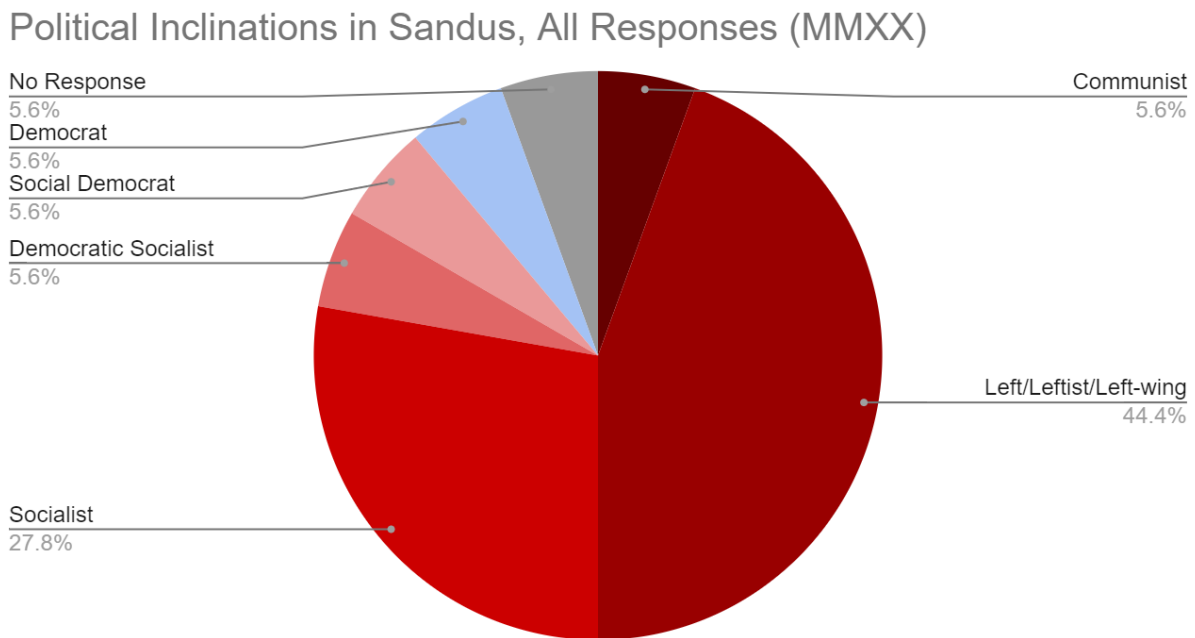


Fig. 7 - Political Inclinations in Sandus

The question received a 93.3% response rate, but nonetheless indicates that the citizenry overwhelmingly leans toward the left of the political spectrum. The two largest inclinations were Leftists making up a plurality (44.4%) and Socialists and Democratic Socialists making up a

combined 33.4%. Together, Leftists and Socialists account for over 70% of the citizenry. No responses were inferred from previous censuses.

## VIII. LANGUAGES

In one question, self-respondents listed in their own words any languages with which they have any familiarity: English (21); German (7); Latin (5); Spanish (5); Ancient Greek (4); French (4); Dutch (2); Modern Greek (2); and 8 others (8).

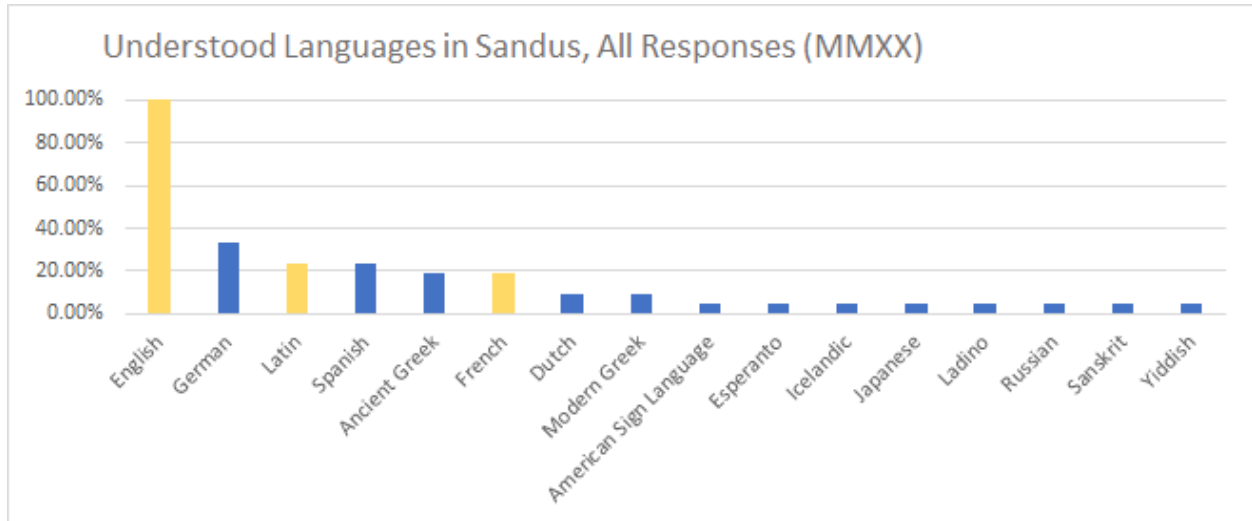


Fig. 8 - Understood Languages in Sandus. Bars in yellow indicate official languages of Sandus.

Most respondents (80%) expressed a familiarity with multiple languages. The question received a 100% response rate and indicated that all Sandum citizens understand English while 23.8% at most understand Latin and/or French. In total, 16 languages are understood by at least one Sandum citizen. Of these 16 languages, 75% are classified on the Expanded Graded Intergenerational Disruption Scale (EGIDS) as levels 1-4, indicating these languages are maintained through materials

being produced world-wide related to education, work, mass media and/or government. There were 6 responses supplied or inferred.

Languages of Sandus by EGIDS Level (MMXX)

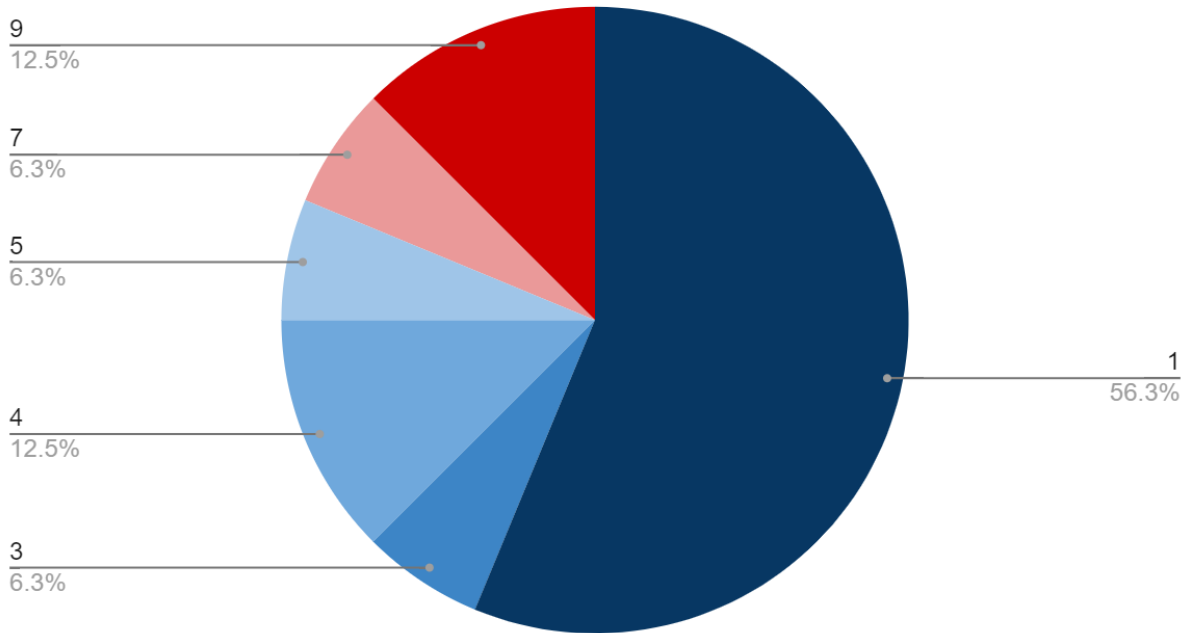


Fig. 9 - Languages of Sandus by EGIDS Level

## IX. OCCUPATION

One question asked respondents to describe their occupation(s). The total descriptions can be categorised as: Student (10); Education (6); Retail/Service (5); Engineer (2); Religion (2); and Domestic Labour (1). The question received a 100% response rate, showing that a narrow majority of respondents (53.3%) hold more than one job, that is, all students and another occupation, and that 47.6% of citizens are students. There were 6 supplied or inferred responses. No supplied results could be inferred for having multiple occupations.

## X. INTERESTS & SKILLS

The census asked citizens to describe their interests and skills. Across responses, self-respondents indicated interests and skills that fit into an existing coöperative (Tellus Horticultural, Ergané Artisanal, State Media, and the Collegium Sacerdotum) and that may be used to designate an existing or future coöperative. Sandum coöperatives function as worker's democracies that produce tangible products or perform a public service and primarily produce an intangible product. (The coöperative system in Sandus is, however, currently undergoing reform since the X Party Congress in November 2020.) In response to citizens' declared interests and skills, membership in coöperatives could exist as: Ergané Artisanal (11); State Media (5); Tellus Horticultural (3); and the Collegium Sacerdotum (4). Those who responded in such ways will be invited to join these respective coöperatives.

Common descriptions of respondents' interests can be categorised as: Academic (6); Art (6); Video Games (5); Computing (2); and Genealogy (2). These responses would seem to correspond to the existing interest in the Ergané Artisanal Coöperative, while demonstrating opportunities to grow the Collegium Sacerdotum state enterprise. Plans are now in the works to create a sport coöperative because of the 2020 Census.

These questions received a 100% response rate and shows that just over half of citizens (52.4%) should be workers in the Ergané Artisanal Coöperative, while just under a quarter (23.8%) should be workers in the State Media Coöperative. Tellus Horticultural Coöperative should include another 3 citizens, while the Collegium Sacerdotum should add another 4 workers. No results have been supplied or inferred from previous censuses.

## XI. RELATIONSHIP STATUS

In one question, respondents described in their own words their relationship status: Single (7); Married (6); In Relationship (4); Engaged (3); and Divorced (1). This question received a 100% response rate and suggests that a plurality (33.3%) of Sandum citizens are single, followed closely by the number of citizens who are married (28.6%). There were 6 results supplied or inferred from previous censuses.

## XII. EDUCATION

In one question, self-respondents selected all levels of educational attainment that applied to them: Primary Education (21); Secondary Education (21); Undergraduate/Associate (6); Undergraduate/Bachelors (17); Graduate/Masters (7); Graduate/Doctorate (2); and Professional Certificate (2). This question received a 100% response rate. All Sandum citizens have attained at least a secondary education and 80.9% have attained a Bachelor's degree. At least a third of Sandum citizens have received a postgraduate degree, such as a Master's degree or a Doctorate. There were 6 results supplied or inferred from previous censuses.

### Level of Education Achieved

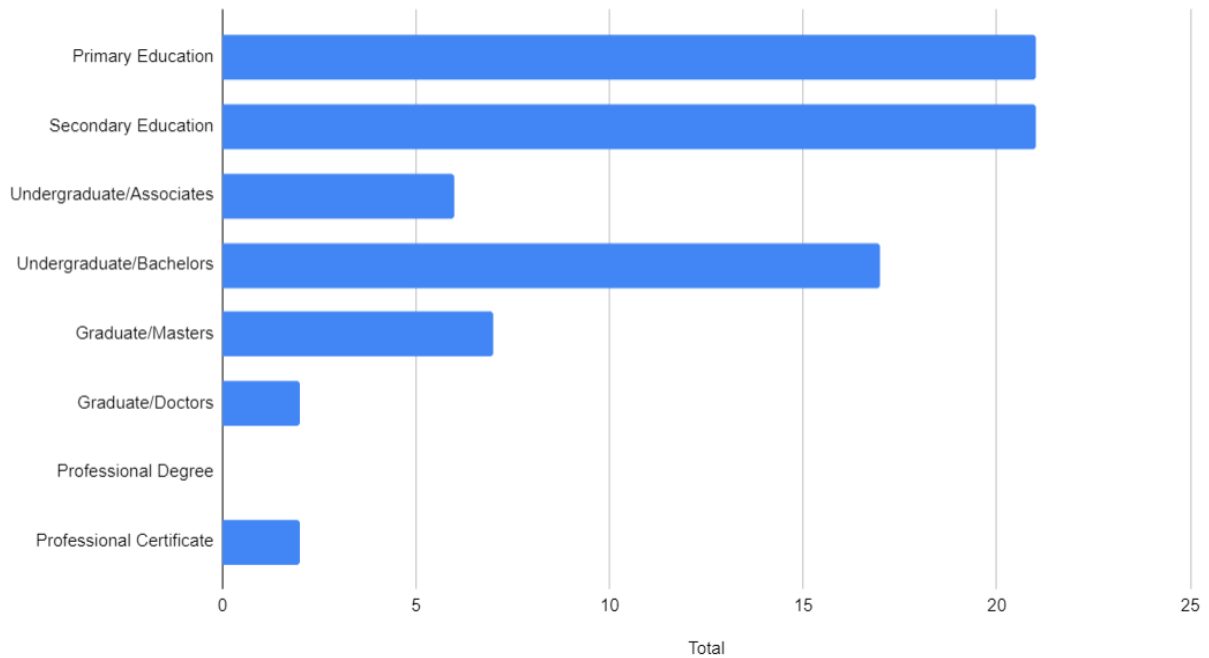


Fig. 10 – Sandum Citizens according to the Level of Education Achieved

### XIII. LIVING WAGE

In one question, self-respondents stated whether or not they had earned a living wage at any point within the last year: Yes (9); No (4); and Unsure (2). This question received a 100% response rate. These results suggest that the majority of respondents (60%) have recently received a living wage, but a concerning 26.7% have not. No results were supplied or inferred from previous censuses.



## Living Wage of Sandum Citizens

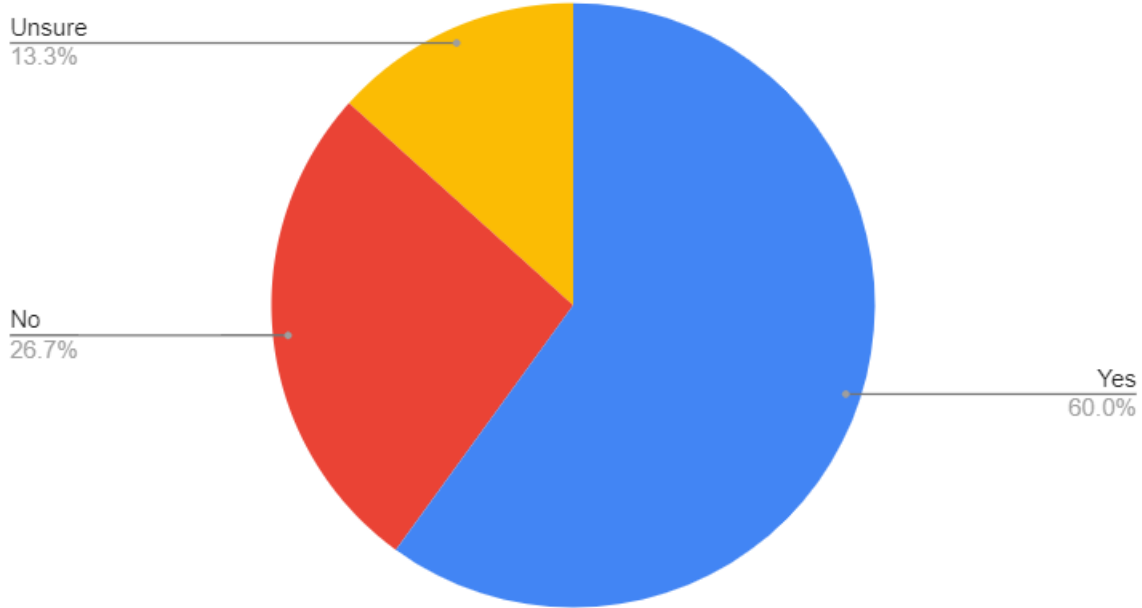


Fig. 11 – Percentage of Sandum Citizens by Living Wage

## XIV. HOUSING & FAMILY

Across two questions, respondents described their household and family circumstances. In the first question, respondents stated the arrangement through which they reside in a household: Lease/Rental/Student Housing (13); House/Home Ownership (6); Living with parents (1). Nearly two-thirds of citizens (65%) let, rent, or live in student housing. This reflects the significant share of Sandum citizens who are students.

## Housing Situation

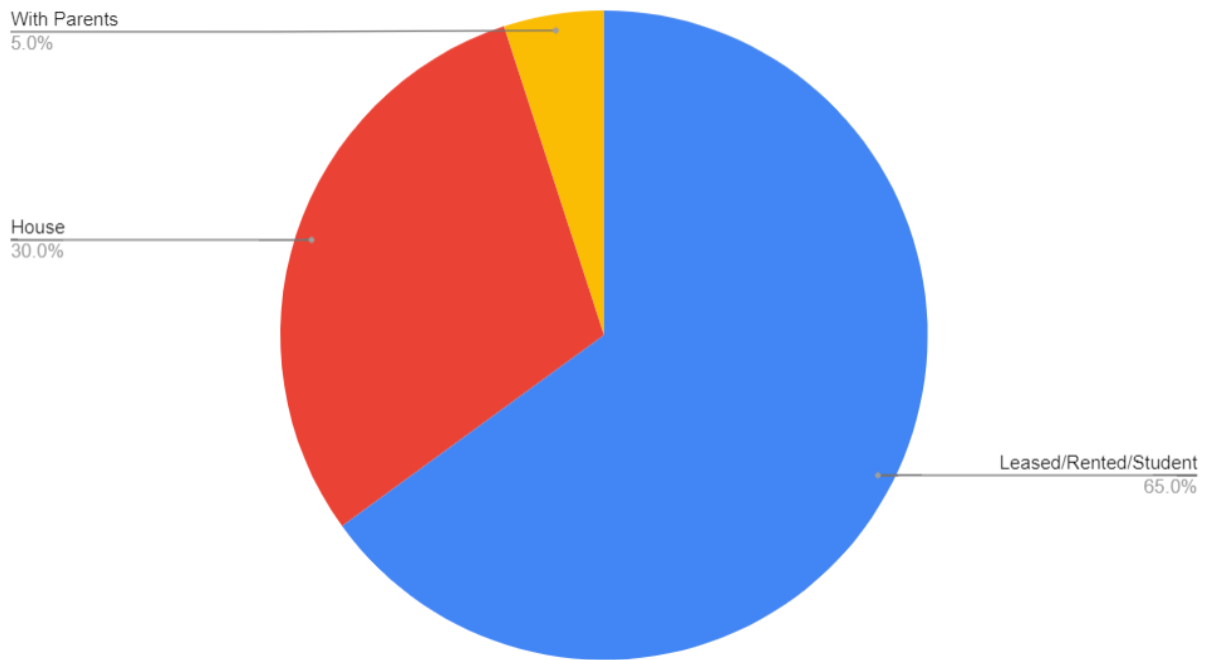


Fig. 12 – Percentage of Sandum Citizens by Housing Situation

There were 7 respondents who stated that they live with family.

In both questions, respondents frequently stated with whom they live: Live with others (9); Live alone (3); and Live with pets (2). These results may demonstrate future opportunities for Sandus to expand through physical or online personal interactions.

All three questions received a 100% response rate. On the first question, there were 5 responses supplied or inferred from previous censuses. On the second and third questions, no results were supplied or inferred.

## XV. RECOMMENDATIONS

As the first regular census, the experience of formulating and tabulating this first census. In the future, we recommend the following changes to the organization of the census:

1. Conduct the census before the Winter Solstice election, beginning in mid-November and ending before 10 December. There should be more time for citizens to complete the census and all citizens (not just active citizens) should be encouraged to respond.
2. Deputise a *chargé-e d'affaires* who will formulate, survey, and tabulate the census.
3. Reformulate questions so that they are more specific and less open-ended, e.g.:
  - a. For the language section, instead of asking respondents what language(s) they understand, ask instead what language(s) they speak at home and what languages they understand either “well” or for what purpose.
  - b. For the housing and family section, ask instead about the size of their household and family at the time, including or excluding pets, and a yes/no question about whether or not their household/family includes one other Sandum citizen.
  - c. For the living wage section, be more specific in the definition of a living wage in a way that respects local conditions and temporal specificity (e.g., in the last year? at any point in the last year?) or if their basic needs are being met.
  - d. For the religion and spirituality section, distinguish between “religious” and “spiritual,” particularly for “nones” who may not identify with a religious tradition but with spirituality generally. This can be done with a separate question that asks respondents if they are spiritual or not.

4. Continue to be flexible in tabulating information. As a small micronation, we can use information gleaned from previous materials and from common knowledge of one another, though this requires a critical caution. Not all information can be supplied from previous materials or even quotidian knowledge of one another, nor should be, but our size allows us a certain flexibility if information is knowingly missing and if there are alternative arrangements that can be made with completing the census.

## XVI. APPENDIX

Information not provided by the census includes several categories that are kept regularly by the Office of the Sògmò in the *Tabulae Sande*, the daily recordkeeping chart of citizens. The information from the *Tabulae Sande* includes information regarding: citizenship, province, Party membership, and activity.

Of 21 Sandum citizens, 13 (61.9%) are *civis* or full citizens, 3 (14.3%) are social citizens, and 5 (23.8%) are peregrine citizens.

Those 21 citizens are allocated to four loosely-geographic administrative provinces: 2 citizens (9.5%) belong to Kremlum Sandus Province; 10 citizens (47.6%) belong to Sandus Ulterior or Further Sandus Province, of which 3 (14.3%) are Überstadtî citizens; 4 citizens (19%) to Sandus Europâi; and, 5 citizens (23.8%) to Quercus Candida Province.

9 citizens (42.9%) are members of the Citizens' Party of Sandus, while 12 (57.1%) are not.

Finally, regarding activity in Sandus, 7 citizens or one-third of citizens are considered inactive and 14 or two-thirds are considered active.

### Sandum Citizens by Citizenship Type

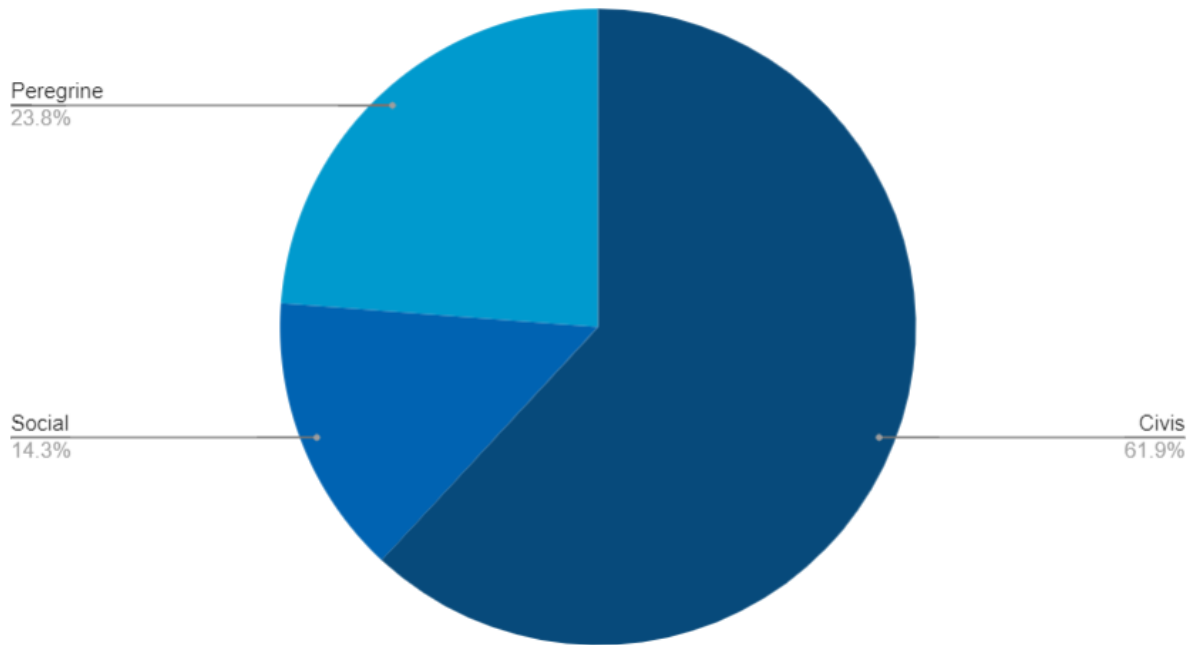


Fig. 13 – Percentage of Sandum Citizens by Citizenship Type

## Sandum Citizens by Province

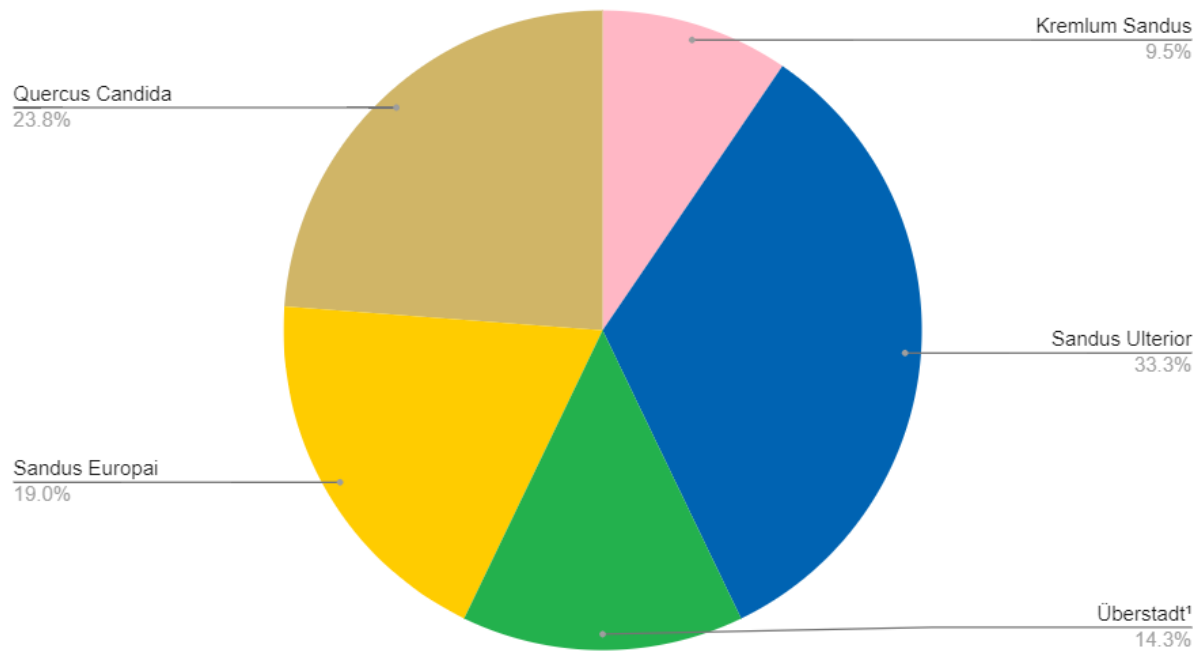


Fig. 14 – Percentage of Sandum Citizens by Province<sup>1</sup>

---

<sup>1</sup> As social citizens, Überstadti citizens are considered citizens of Sandus Ulterior Province.

### Sandum Citizens by Party Membership

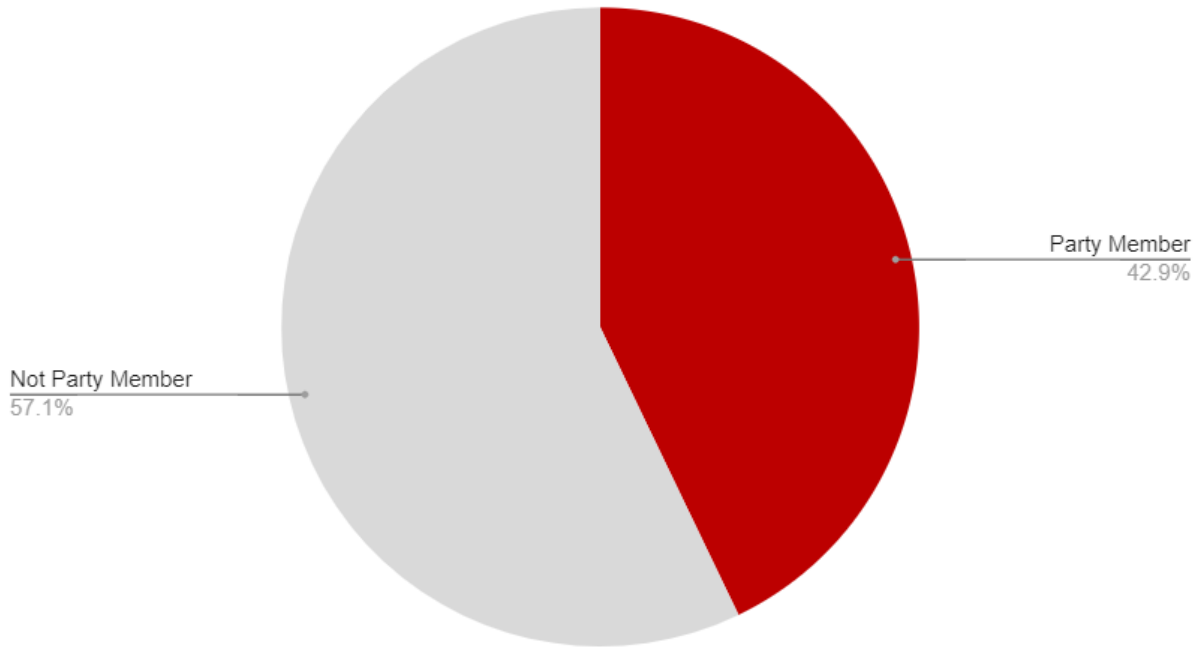


Fig. 15 – Percentage of Sandum Citizens by Party Membership



## Sandum Citizens by Activity

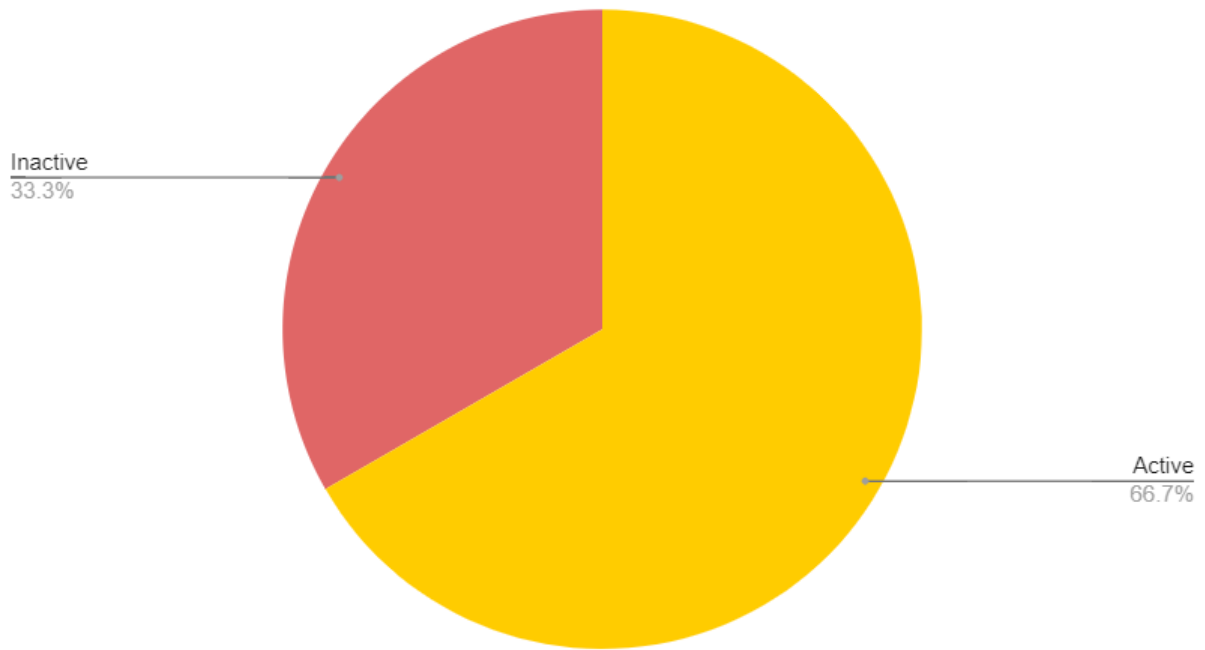


Fig. 16 – Percentage of Sandum Citizens by Activity